

# How to Use DEPOSIT NOW

**TO START USING  
mobile deposit contact a  
personal banker to enroll.**

## GET STARTED

Login to the BLC Mobile App

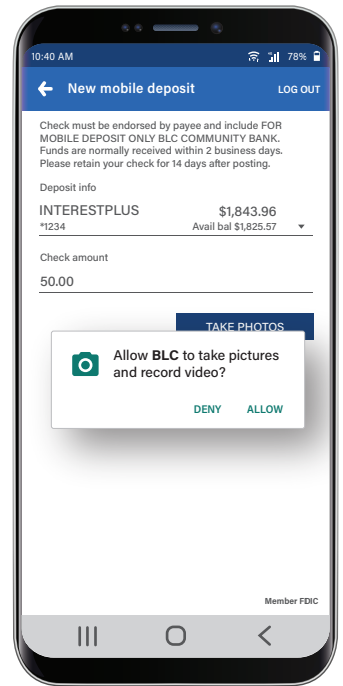
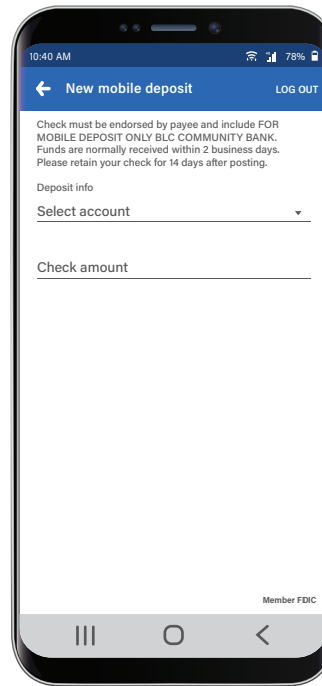
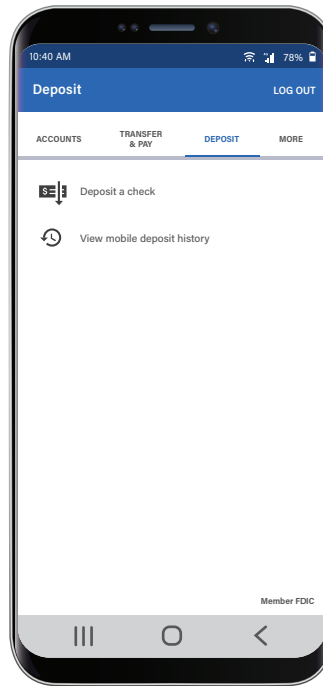
Select **Deposit**

Click on **Deposit a check**

Select account to **Deposit into**

Enter the **check amount**

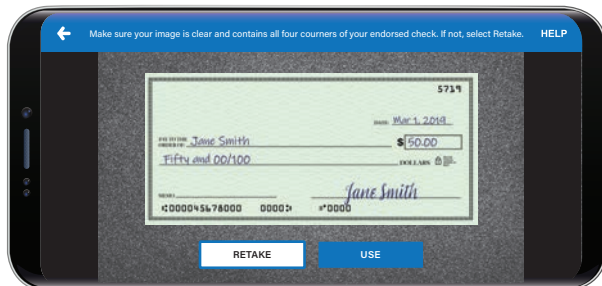
**Allow** BLC Mobiliti to take pictures



Learn more at [blccb.com/depositnow](http://blccb.com/depositnow)



Pictures of check must be taken on a contrasting background



## SNAP PICTURES...

Follow prompts to take pictures of  
the **front** and **back** of your check.

## ENDORSE IT

Include this Restrictive Endorsement  
on the back:

**For mobile deposit only  
BLC Community Bank**

(or check the box for mobile deposit  
and write "BLC Community Bank")

To **confirm deposit** click

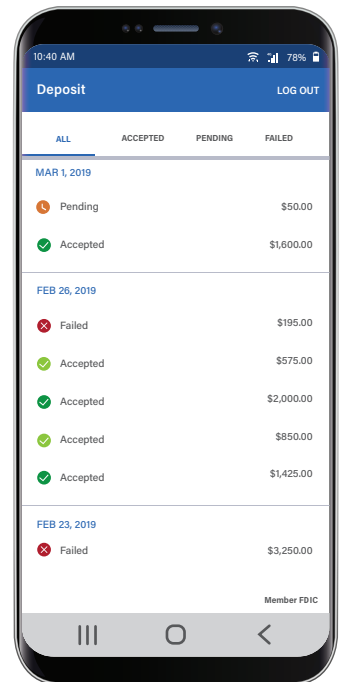
**MAKE DEPOSIT**

**Daily deposit cutoff time is 3:00pm**

## DOWNLOAD THE APP

Scan the QR code to  
download or visit:

[www.blccb.com/mobile](http://www.blccb.com/mobile)



[www.blccb.com](http://www.blccb.com)



920-788-4141



Member  
**FDIC**



Download on the  
App Store



GET IT ON  
Google Play