

# How to Use Business MOBILE DEPOSIT

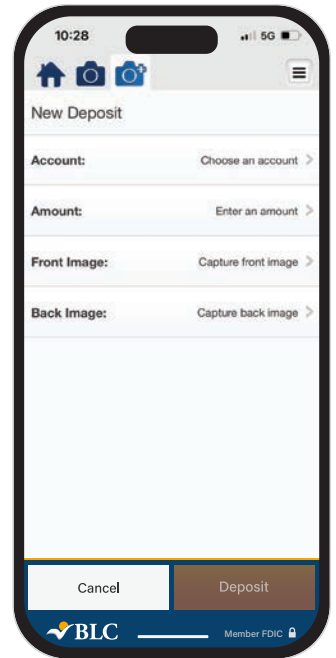
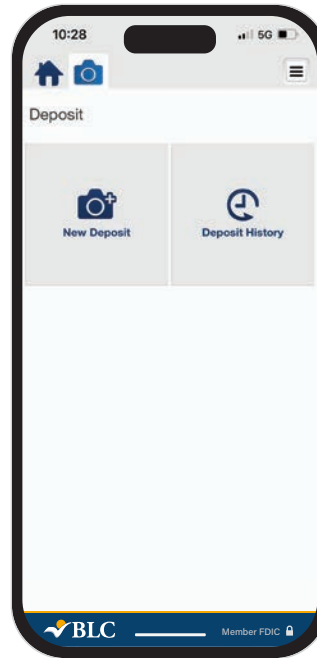
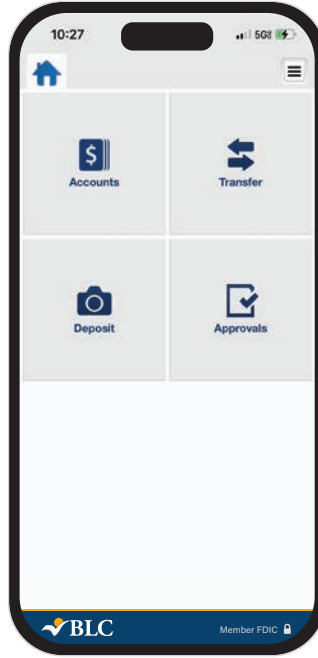


**TO START USING**  
mobile deposit contact a  
personal banker to enroll.

## DEPOSIT LIMITS

Max deposit per check - \$2,500.00  
Max deposits per day - \$5,000.00  
Daily deposit cutoff time is 3:00pm

Login to the Business Mobile App  
Select **Deposit**  
Click on **New Deposit**  
Select **Account** to deposit into  
Enter the **Amount** of the check



Learn more at [blccb.com/businessdeposit](http://blccb.com/businessdeposit)

## SNAP PICTURES...

Follow the prompts to capture the  
front and back images of the check.

## ENDORSE IT

Include this Restrictive  
Endorsement on the back:


**For mobile deposit only**  
**BLC Community Bank**

(or check the box for mobile deposit  
and write "BLC Community Bank")

Click **Deposit** to complete.



Pictures of check must be taken on a contrasting background



## DOWNLOAD THE APP

Scan the QR code to  
download or visit:

[www.blccb.com/mobile](http://www.blccb.com/mobile)

