

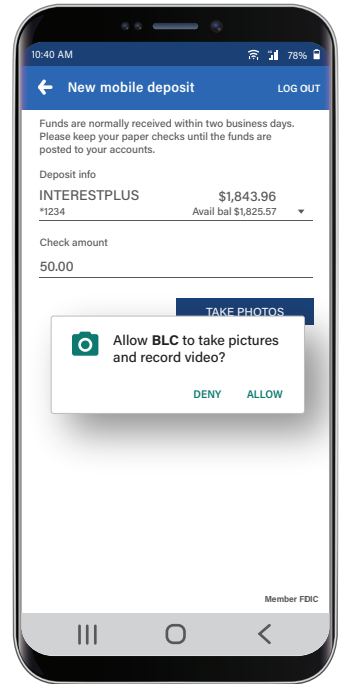
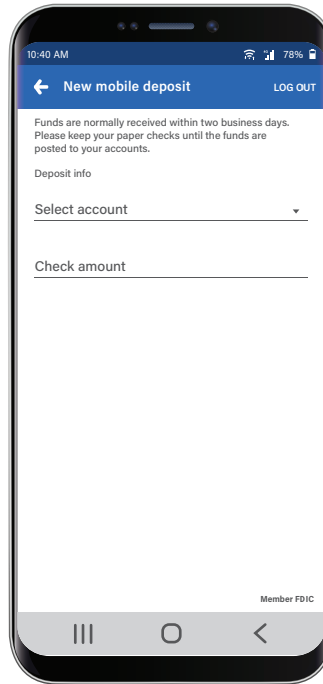
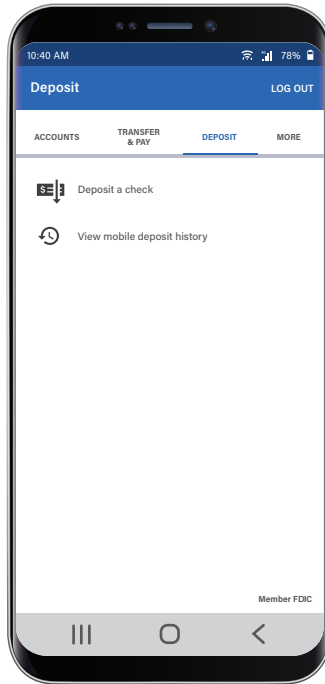
NEW!

How to Use DEPOSIT NOW

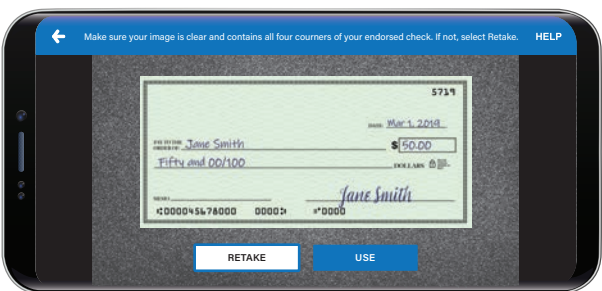
TO START USING mobile deposit contact a personal banker to enroll.

THEN...

- Login to BLC Mobiliti
- Select **Deposit**
- Click on **Deposit a check**
- Select account to **Deposit into**
- Enter the **check amount**
- Allow BLC Mobiliti to take pictures**



Pictures of check must be taken on a contrasting background



SNAP PICTURES...

Follow prompts to take pictures of the **front and back** of your check

★ **Include this Restrictive Endorsement on the back** ★
For mobile deposit only BLC Community Bank
(or check the box for mobile deposit and write "BLC Community Bank")

To **confirm deposit** click **MAKE DEPOSIT**

DEPOSIT LIMITS:

- Max deposit per check - \$2,500.00
- Max deposits per day - \$5,000.00
- Daily deposit cutoff time is 3:00pm

Ready. Set. DEPOSIT!

